

# CUSTOM KITS

## Pendant station and wall-mounted control stations

Giovenzana International B.V., leader in the field of handling system, produces a wide range of pendant control stations able to satisfy the most varied requirements. This range of products is also available in **fully custom kits**.

COMPOSE YOUR OWN CUSTOM KIT IN 3 EASY STEPS:

### STEP 01

Choose the **pendant station type** as to page 56.



**P02K** - Single row pendant station with two holes for small hoist + assembly components

**P03K** - Single row pendant station with three holes for small hoist + assembly components

**PL .. 05K** - Single row pendant station with five holes for crane + assembly components

**PL .. 07K** - Single row pendant station with seven holes for crane + assembly components

**PL .. 08K** - Single row pendant station with eight holes for crane + assembly components

**PL .. 10K** - Single row pendant station with ten holes for crane + assembly components

**PL .. 12K** - Single row pendant station with twelve holes for crane + assembly components

**PLB .. 04K** - Double row pendant station with four holes for crane + assembly components

**PLB .. 06K** - Double row pendant station with six holes for crane + assembly components

**PLB .. 08K** - Double row pendant station with eight holes for crane + assembly components

**PLB .. 10K** - Double row pendant station with ten holes for crane + assembly components

**PLB .. 12K** - Double row pendant station with twelve holes for crane + assembly components

**PLB .. 14K** - Double row pendant station with twelve holes for crane + assembly components

**TLP01K** - Single row wall-mounted control station with one hole for truck tail lift + assembly components

**TLP02K** - Single row wall-mounted control station with two holes for truck tail lift + assembly components

**TLP03K** - Single row wall-mounted control station with three holes for truck tail lift + assembly components

**TLP04K** - Single row wall-mounted control station with four holes for truck tail lift + assembly components

**TLP05K** - Single row wall-mounted control station with five holes for truck tail lift + assembly components

### STEP 02

Choose the **laser engraved push buttons** between our three series and **additional components** as to page 58.

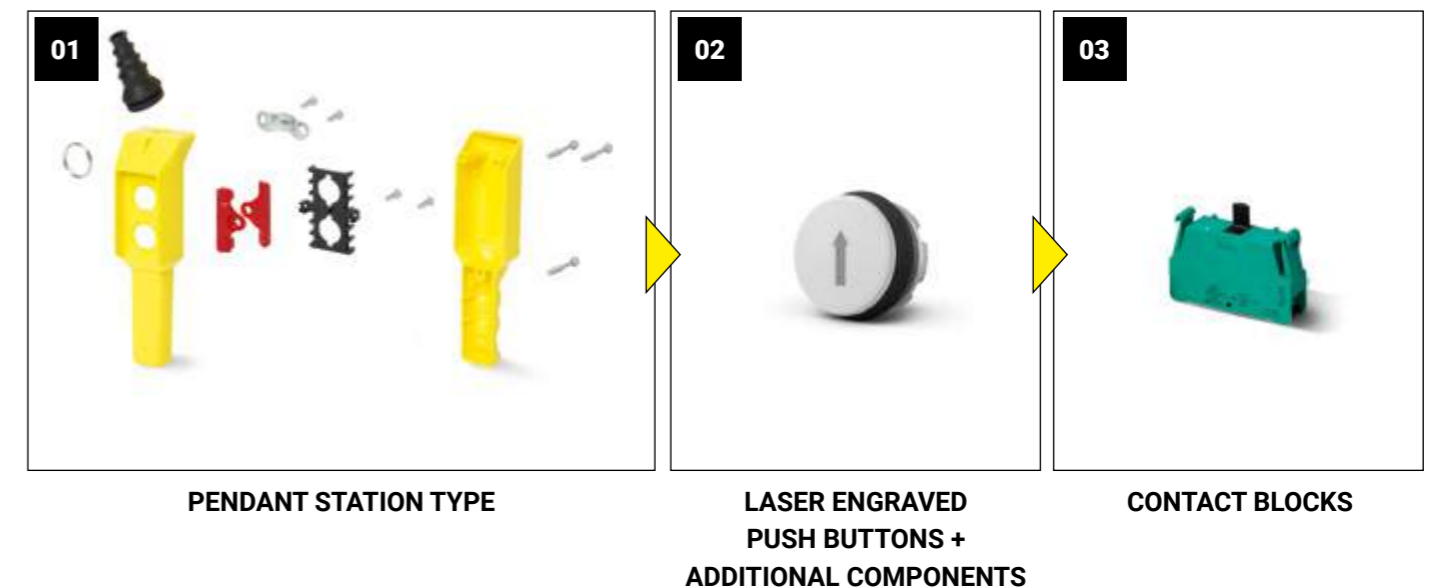


### STEP 03

Choose the **contact blocks** as to page 63.



## THREE EASY STEPS TO COMPOSE YOUR OWN CUSTOMIZED COMPLETE DEVICE!





# CUSTOM KIT

## Pendant and wall-mounted

### STEP 01

#### CHOOSE THE PENDANT STATION TYPE

The enclosure kit includes: pendant station base and cover, screws, gasket, cable sleeve and cable clamp, suspension ring, push button interlocks and coupling plates.

The list of detailed components for each type of control station is shown in our instruction manuals downloadable on our website [www.giovenzana.com](http://www.giovenzana.com) in the dedicated section of the technical documentation.



<https://www.giovenzana.com/technical-documentation/>

**P02K**  
2 HOLES

**P03K**  
3 HOLES



**PL .. 05K**  
5 HOLES

**PL .. 07K**  
7 HOLES

**PL .. 08K**  
8 HOLES



**PL .. 10K**  
10 HOLES

**PL .. 12K**  
12 HOLES



**PLB .. 04K**  
4 HOLES

**PLB .. 06K**  
6 HOLES

**PLB .. 08K**  
8 HOLES



**PLB .. 10K**  
10 HOLES

**PLB .. 12K**  
12 HOLES

**PLB .. 14K**  
14 HOLES



**TLP1K**  
1 HOLE

**TLP2K**  
2 HOLES



**TLP3K**  
3 HOLES

**TLP4K**  
4 HOLES

**TLP5K**  
5 HOLES



# CUSTOM KIT

## Pendant and wall-mounted

### STEP 02

#### CHOOSE THE LASER ENGRAVED PUSH BUTTONS

Giovenzana International B.V. offers 3 different laser engraved push buttons lines: **PLN**, **PL** and **PL for italian market** (as example of the possibility to engrave different languages on request).

#### FEATURES

- Wide selection of 22 mm or 30 mm operators including push buttons, rotary switches with knob or key command, pilot lights, emergency push buttons and additional components.
- Large variety of colors available.
- Laser engraved symbols are strictly according to FEM 9.941.
- Customized engraving and laser engraved push buttons in other languages are available **on minimum quantity request**.



#### PLN LINE

New series improved in aesthetic form and ergonomic soft touch



#### PL LINE

Giovenzana historical laser engraved push buttons series




#### PL LINE - ITALIAN LASER ENGRAVED

Giovenzana historical italian laser engraved push buttons series (for italian market only). Available the possibility to engrave different languages on minimum quantity request.

#### PLN LINE

#### LASER ENGRAVED PUSH BUTTONS

Pair with the contact block with the matching label **A** to page 63.



#### DOUBLE SPEED LASER ENGRAVED PUSH BUTTONS

Pair with the contact block with the matching label **C** to page 64.






**PL LINE**

**LASER ENGRAVED PUSH BUTTONS**

Pair with the contact block with the matching label **A** to page 63.



**DOUBLE SPEED LASER ENGRAVED PUSH BUTTONS**


Pair with the contact block with the matching label **C** to page 64.



**PL LINE - ITALIAN LASER ENGRAVED**

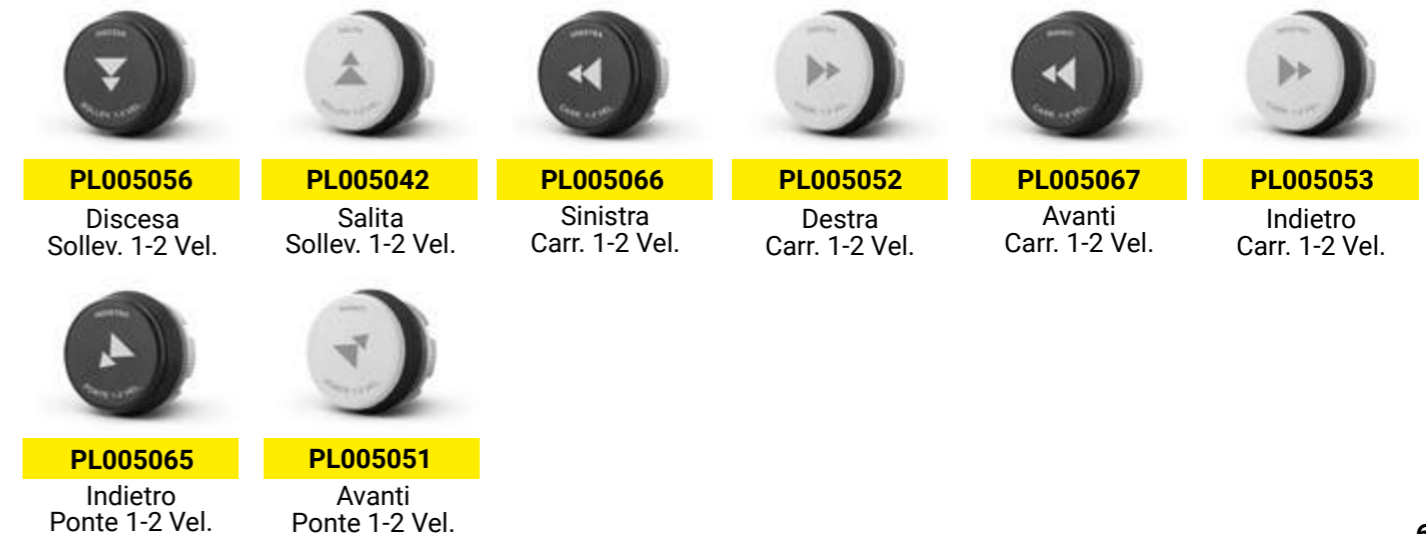
**LASER ENGRAVED PUSH BUTTONS**

Pair with the contact block with the matching label **A** to page 63.



**DOUBLE SPEED LASER ENGRAVED PUSH BUTTONS**

Pair with the contact block with the matching label **C** to page 64.



**PILOT LIGHTS**

Pair with the contact block with the matching label **B** to page 64.



**PLSL1NL**

**PLSL2NL**

**PLSL3NL**

**PLSL4NL**

**PLSL5NL**

**EMERGENCY PUSH BUTTONS**

Pair with the contact block with the matching label **A** to page 63.



**PL013003BL**

Mushroom  
ø40 push-pull  
momentary

**PPFN1C4NX**

Mushroom  
ø40 with  
key release

**PL013001**

Mushroom  
ø30 twist to release  
with vision

**PL013002**

Mushroom  
ø30 twist  
to release

**ROTARY SWITCHES Ø22**

Pair with the contact block with the matching label **A** to page 63.



**PL007001BL**

Rotary switch  
with operator ø22  
0-1 / 90°

**PL007002BL**

Rotary switch  
with operator ø22  
1-0-2 / 45°

**PL007003BL**

Rotary switch  
with operator ø22  
1>0<2 / 45°

**PL006001BL**

Rotary switch  
with removable  
key ø22,  
0-1 / 90°

**PL006002BL**

Rotary switch  
with removable  
key ø22,  
1-0-2 / 45°

**PL006004BL**

Rotary switch  
with removable  
key ø22,  
1>0<2 / 45°

**ADDITIONAL COMPONENTS**



**PL015001**

Hole plug



**PCF**

Fixing key

**STEP 03**

**PAIR THE RIGHT CONTACT BLOCKS**

**CONTACT BLOCKS**

- Giovenzana contact blocks offer the flexibility to operate multiple control circuits from a single pilot device.
- Most operators can be stacked 3 deep and up to 3 across, providing a total of maximum 9 circuits per operator in any combination.
- They are color coded for instant circuit identification to minimize wiring errors and to expedite the wiring process.
- The customers can combine contact block types to achieve his needed function.

The last step to complete your custom kit is to choose the right contact block. Pair the contact after choosing the operators and follow the directions on the right coupling.

**SINGLE SPEED CONTACT BLOCKS**

Pair with the laser engraved push buttons with the matching label **A** from page 59 to 61.



**PL004001**

**PL004002**

**PL004001CD**

**PL004002CD**

**PCW01**

**PCW10**

For P02 / P03 / PL.. / PLB.. series

For HP.. / TLP.. series

CODE	DESCRIPTION	DESIGNATION	FUNCTION	SIZES
<b>PL004001</b>	NC contact block Screw terminals Single speed	1 — NC — 2	0 1,5 6 mm	
<b>PL004002</b>	NO contact block Screw terminals Single speed	3 — NO — 4	0 3,5 6 mm	
<b>PL004001CD</b>	NC - Screw terminals Single speed Direct Control	1 — NC — 2	0 1,5 6 mm	
<b>PL004002CD</b>	NO - Screw terminals Single speed Direct Control	3 — NO — 4	0 3,5 6 mm	
<b>PCW01</b>	NC contact block Screw terminals Single speed	1 — NC — 2	0 1,5 6 mm	
<b>PCW10</b>	NO - Spring loaded terminals Single speed	3 — NO — 4	0 3,5 6 mm	

### DOUBLE SPEED CONTACT BLOCKS

Pair with the laser engraved push buttons with the matching label **C** from page 59 to 61.



**PL004010.S**

Double step contact block  
NO + NO



**PCWDS**

Double step contact block  
NO + NO

For P02 / P03 / PL / PLB / PLN / PLBN series

For HP03 / TLP series

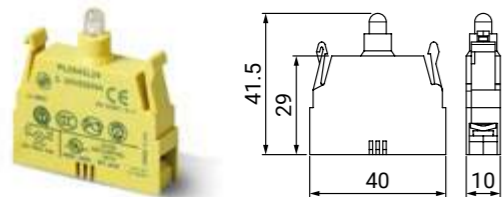
CODE	DESCRIPTION	DESIGNATION	SIZES
PL004010.S	NO contact block Screw terminals High plunger	3 — NO — 4 1 <sup>st</sup> speed	
	NO contact block Screw terminals Low plunger	3 — NO — 4 2 <sup>nd</sup> speed	
PCWDS	NO contact block Spring loaded terminals High plunger	3 — NO — 4 1 <sup>st</sup> speed	
	NO contact block Spring loaded terminals Low plunger	3 — NO — 4 2 <sup>nd</sup> speed	

### LAMPHOLDER WITH BUILT-IN LED

Pair with the pilot lights with the matching label **B** to page 62.

For P02 / P03 / PL.. / PLB.. series

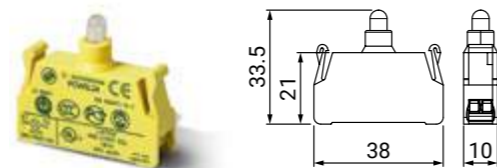
For HP.. / TLP.. series



- PL0045L12 AC/DC 12 V
- PL0045L24 AC/DC 24 V
- PL0045L48 AC/DC 48 V
- PL0045L110 AC/DC 110 V
- PL0045L220 AC/DC 220 V

DESIGNATION

X1 — ⊗ — X2



- PCW5L12 AC/DC 12 V
- PCW5L24 AC/DC 24 V
- PCW5L48 AC/DC 48 V
- PCW5L110 AC/DC 110 V
- PCW5L220 AC/DC 220 V

DESIGNATION

X1 — ⊗ — X2



**PL003011**

Coupling plate 2 holes  
for 6 contact blocks



**PL003012**

Coupling plate 3 holes  
for 9 contact blocks



**20100242**

Locking support 2 holes  
for 6 contact blocks



**20100243**

Locking support 3 holes  
for 9 contact blocks



**12906011**

P02 series  
cable gland Ø 7 .. 14



**12906006**

P03 / PL .. 05 series  
cable gland Ø 7 .. 18



**12906004**

PL .. 07 > PL .. 12 series  
PLB .. 04 > PLB .. 06 series  
cable gland Ø 9 .. 21



**12906005**

PLB .. 08 > PLB .. 14 series  
cable gland Ø 12 .. 24



**12901054**

HP03 / TLP.. series  
spiral cable gland M20 x 1.5



**PL012001**

Cable clamp  
lever



**16000061**

Wall bracket  
1 .. 3 holes



**16000062**

Wall bracket  
4 .. 5 holes